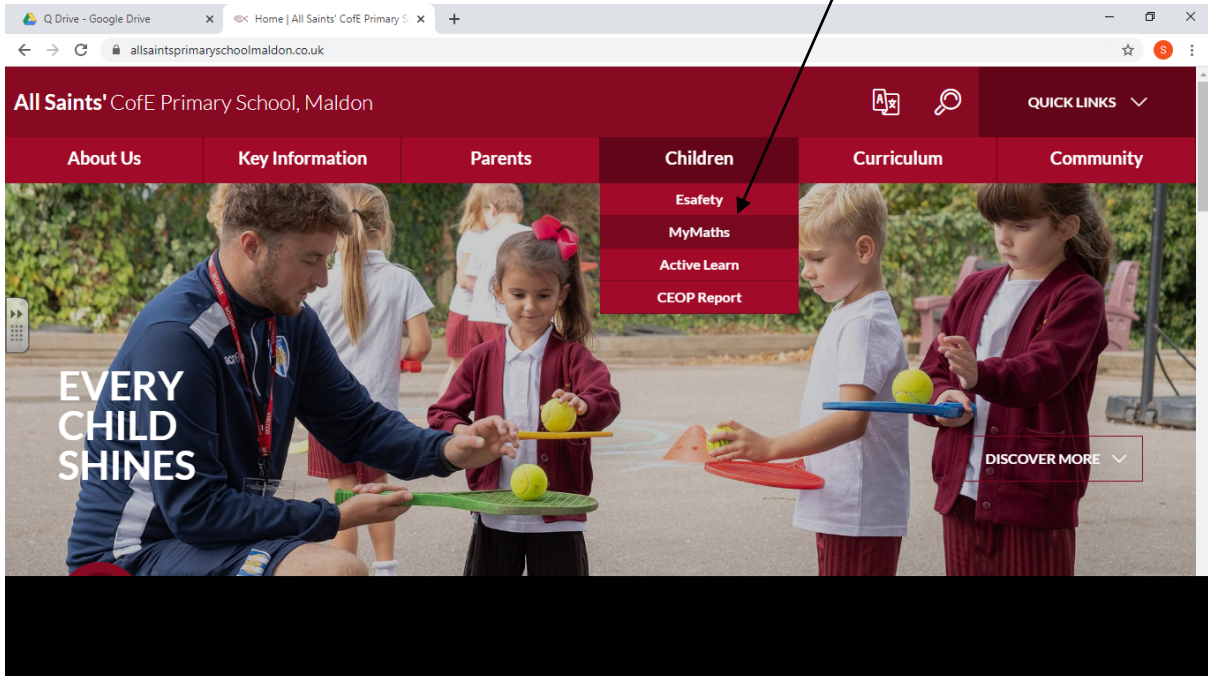


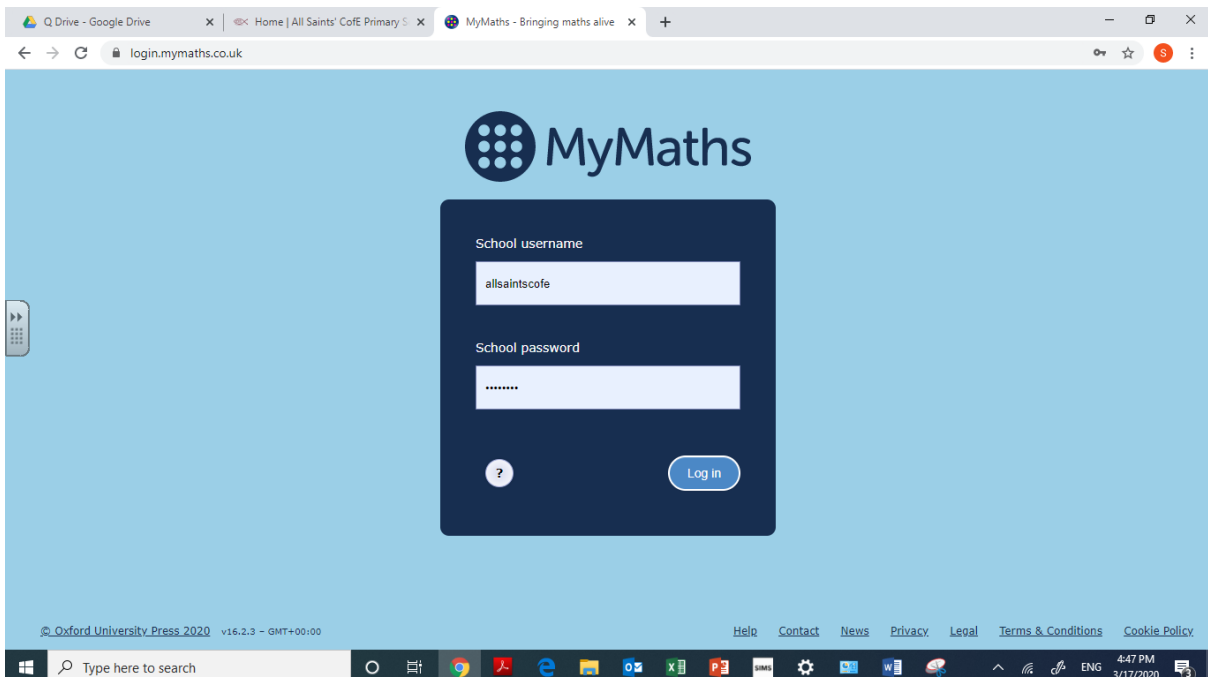
Mymaths.co.uk

Using mymaths.co.uk

Log on to mymaths.co.uk via the school website.



To access this site on the Internet you will need a login name and a password (provided below).



Login: allsaintscofe

School password: triangle

Once logged in, enter your personal 'Portal Username' and 'Password'

Q Drive - Google Drive | Home | All Saints' CoE Primary S | MyMaths - Bringing maths alive | +

app.mymaths.co.uk/myportal/library/11?login_modal=true

Log out Help Assessment Manager Search...

Select Curriculum
National Curriculum (Eng)

Library
Latest
Number
Measurement
Geometry
Statistics
Booster packs
fSkills
Games

Latest

KS2 SATs booster > Y6 **Arithmetic assessment 1**
Four pages of questions to test your skills. Good luck!
Worksheet

Bar model
Number
Measurement
Geometry
Statistics

Y6 Arithmetic assessment 2
Y6 Mixed assessment 1
Y6 Mixed assessment 2
Y6 Mixed assessment 3
Y6 Mixed assessment 4

My portal username
Username

My portal password
Password

? Log in

Assessment Manager log in

Help Contact News

https://app.mymaths.co.uk/myportal/library/11/114

Type here to search

4:48 PM 3/17/2020

You will find your usernames and passwords on the MyMaths sheet you were given/may have been given recently.

Home | All Saints' CoE Primary S | MyMaths - Bringing maths alive | MyMaths - Bringing maths alive | Witham year 1 virus 2020 - Onlin | +

File | allsaints.net/users/Staff/Work/mr.cobb/Downloads/witham-year-1-virus-2020-online-homework.pdf

MyMaths

Homework help

Hello Teddy B

You now have your own account on MyMaths and can complete homework tasks when at school or at home. Your teacher will let you know which tasks they want you to complete and when.

How to access MyMaths

Go to www.mymaths.co.uk and log in at the top of the screen using your school username and password. On the next screen enter your personal username and password in the My Portal box.

Your login details

School username: allsaintscofe
School password: triangle
My portal username: 4569
My portal password: kdu

Please keep a record of your username and password as you will be asked to enter them every time you log in to MyMaths.

We recommend using MyMaths on a desktop PC, laptop or tablet to get the best experience.

Completing your homework

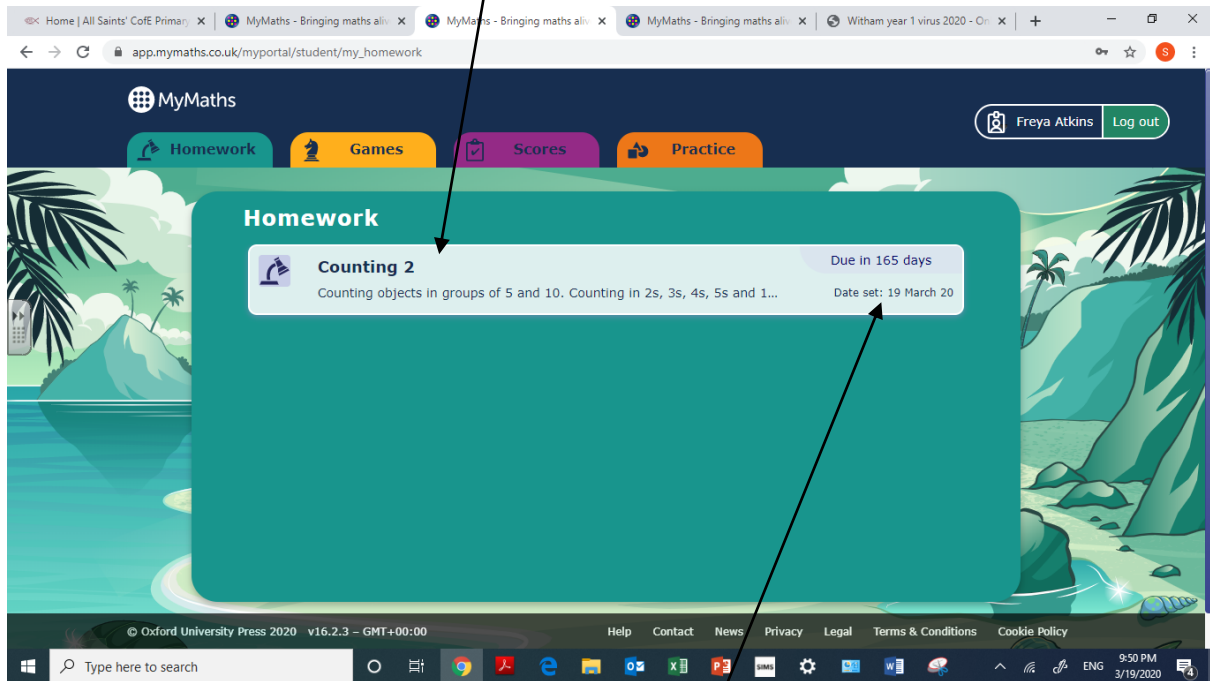
You can see tasks your teacher has set in the Homework area. If you click on one of the tasks, you will have the option to revise from the lesson first or go straight to the homework.

Each homework has 2 pages of questions. You must press the **Mark it** button on both pages to complete the task.

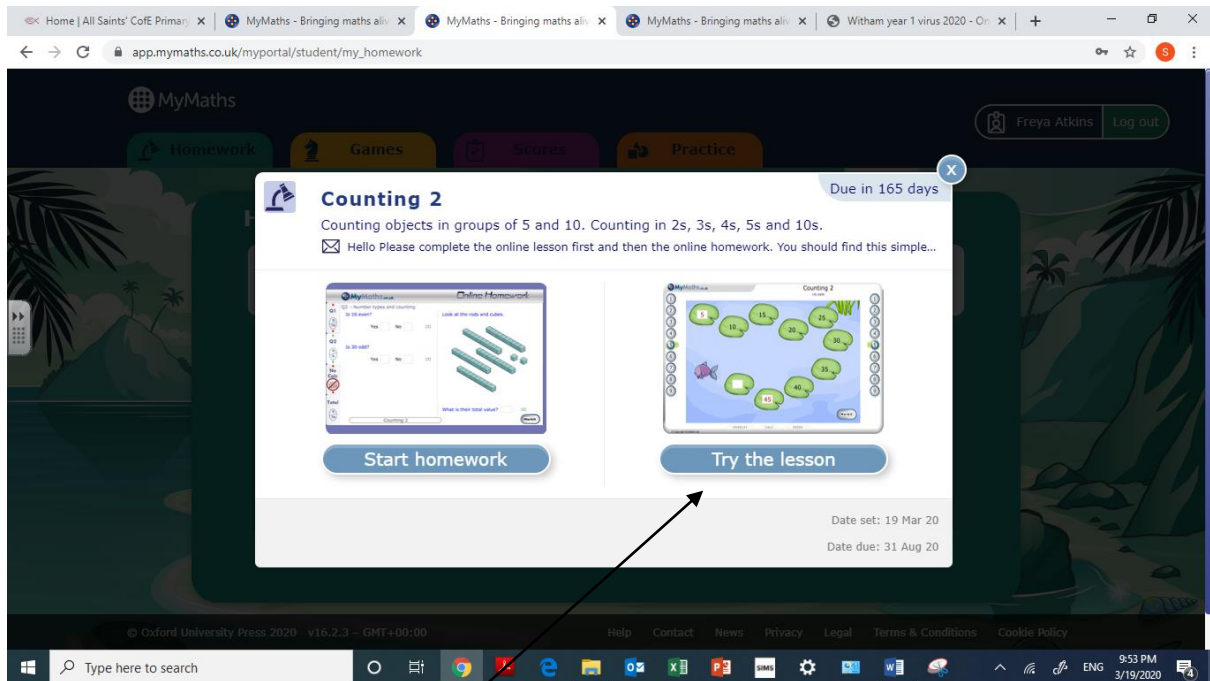
If you want to save your work to complete later, you can press the **Save** button. This will save your work for 2 weeks.

Type here to search

Click on the homework task



Complete the task in the order it was set



Click on 'Try the Lesson'

Complete the tasks. Think of these as pages

The screenshot shows a web browser window with the URL `app.mymaths.co.uk/35-lesson/counting-1`. The page title is "Lesson | Counting 1". On the left, there is a vertical navigation menu with numbered buttons from 1 to 8. The main content area features a table with the following tasks:

Chapter title	
1	Counting people game >
2	Counting fish >
3	Balloon pop game >
4	Lily pads game >
5	Scarf >
6	Snake game >
7	Pairs game >
8	Beat The Clock >

To the right of the table, under the heading "Objectives:", there is a list of three bullet points:

- Counting forwards and backwards
- Counting in multiples of twos, fives and tens
- Recognising number patterns

At the bottom of the page, there is a "Menu" button and the text "Oxford University Press 2018". The Windows taskbar is visible at the very bottom.

Click on the task and complete

The screenshot shows the "Counting people game" task. The page title is "Lesson | Counting 1" and the specific task title is "Counting people game". The main content area displays six cartoon illustrations of children. Below the illustrations, there is a text prompt: "How many people?" followed by a small empty text box and a blue button labeled "Mark it".

Type in your answer and click 'mark it.' When ready to move on, just click on page 2

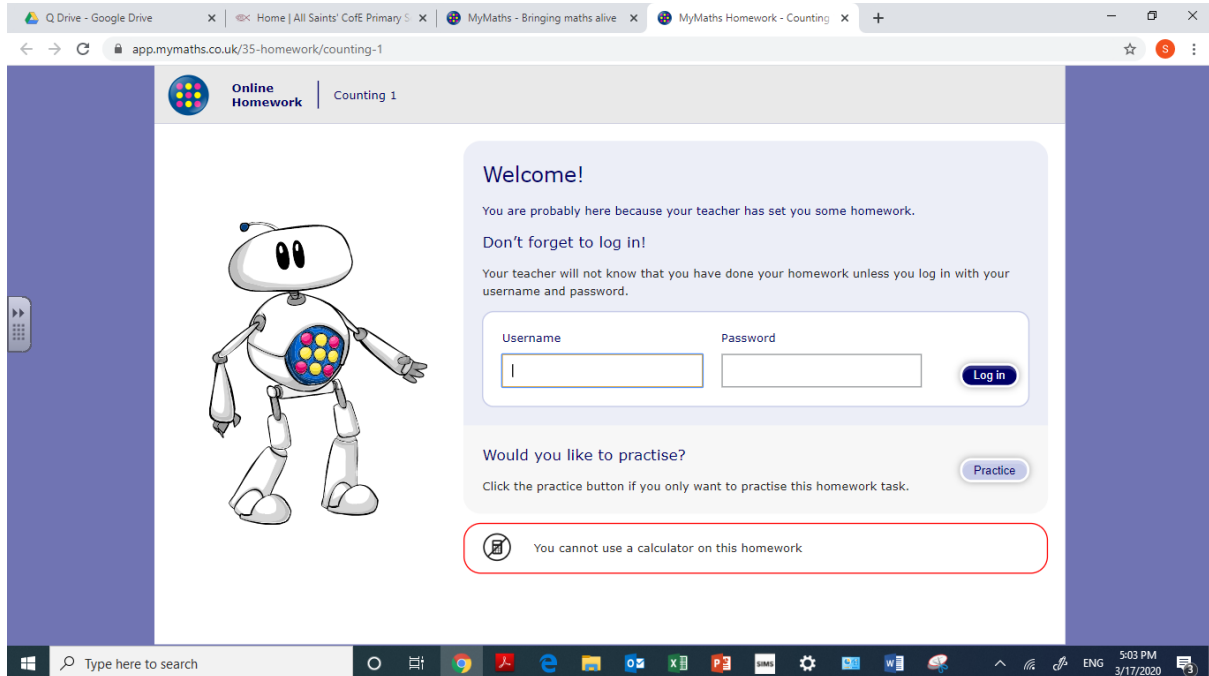
When all the tasks have been completed in the online lesson, close the current tab, and click on the homework task.

The screenshot shows the MyMaths library interface. On the left, a sidebar lists curriculum categories: National Curriculum (Eng), Library, Latest, Number (highlighted), Measurement, Geometry, Statistics, Booster packs, fSkills, and Games. The main content area is titled 'Number' and includes a filter set to 'Everything'. A list of topics is shown, with 'Counting 1' selected. Below the topic name, there is a description: 'Counting objects. Knowing numbers forwards and backwards. Counting in 2s, 5s and 10s. Count to and across 100, forwards and backwards, beginning with 0 or 1, or from any given number'. Two buttons are visible: 'Lesson' and 'Online homework'. Below this, other topics are listed with their year levels: 'Introducing number and place value' (Y1), 'Odds, evens, multiples' (Y1), 'Counting 2' (Y2), and 'Number and place value' (Y2). The browser's address bar shows 'app.mymaths.co.uk/myportal/library/11/114/1221'. The Windows taskbar at the bottom shows the time as 4:49 PM on 3/17/2020.

Click on 'Start Homework' and complete.

The screenshot shows the MyMaths homework assignment page for 'Counting 2'. The page has a dark background with a tropical scene. At the top, there are navigation buttons for 'Homework', 'Games', 'Stories', and 'Practice'. The user's name 'Freya Atkins' and a 'Log out' button are in the top right. The main content area features a white box with the following information: 'Counting 2' (Due in 165 days), 'Counting objects in groups of 5 and 10. Counting in 2s, 3s, 4s, 5s and 10s.', and a message: 'Hello Please complete the online lesson first and then the online homework. You should find this simple...'. Below the message are two preview images: one of a 'Counting 2' lesson interface and one of a 'Counting 2' homework interface. Two buttons are present: 'Start homework' and 'Try the lesson'. At the bottom of the white box, it says 'Date set: 19 Mar 20' and 'Date due: 31 Aug 20'. The browser's address bar shows 'app.mymaths.co.uk/myportal/student/my_homework'. The Windows taskbar at the bottom shows the time as 9:53 PM on 3/19/2020.

Remember: If you have not been given an individual/personal username (year 5 and 6 children have), or if you can't find it or remember it, you can complete the homework task by clicking on the 'practice' button. Complete the task and then click on 'mark it'.



Nb: Children can use their login details and the work will be sent directly to your class teacher.

Enjoy

Mr Cobb

Any problems, please email Mr Cobb via the email address below:

year12@allsaintsprimaryschoolmaldon.co.uk